



Onyx

Be mindful of security and safe practices when having students use technology, especially online.

The seventh jewel is the onyx.

Black in color it reminds us of the darker side of things. When using technology with students it is important to remember to be mindful of security and safe practices and how to keep students safe online. (Smaldino et al, 2015)



Musgravite

Understand the phases of technology adoption and how to progress through the stages.

The final jewel is the Musgravite with its subtle color changes.

The final principle is to understand the phases of technology adoption and integration and how to progress through the stages. Teachers need to move from doing old teaching content with new tools to new methods with new tools. They move from lecture notes on PowerPoint to completely interactive lessons with flipped classrooms. (Smaldino et al, 2015)



Summary

The field of ITDE has many facets and following these principles will help to maximize the impact of using technology in education. Be sure to use the precious jewels as you continue on your educational journey and use instructional technology.

References

Clark, R. E. (Ed.). (2012). Learning from media: Arguments, analysis, and evidence (2nd ed.) Charlotte, NC: Information Age.

International Society for Technology Education (2016). Standards. Retrieved from <http://www.iste.org/standards/iste-standards/standards-for-teachers>

Smaldino, S. E., Lowther, D. L., Russell, J. D., & Mims, C. (2015). *Instructional technology and media for learning* (11th ed.). Upper Saddle River, NJ: Prentice Hall.

Graphics:

Fruit Truck: <https://www.flickr.com/photos/dandeluca/5423753874>

Jewels: <http://www.discovery.com/tv-shows/game-of-stones/pink-star-diamond/>

All others by Keri Duncan

The 10 Precious Jewels of Instructional Technology and Distance Education

Understanding the principles that need to be followed to maximize the effectiveness when working in the field of Instructional Technology and Distance Education (ITDE).

By Keri Duncan




Principles for IDTE



Red Beryl

Understand the meaning of instructional technology as the integration of teacher and student use and knowledge of tools, resources and techniques to improve student learning. This major jewel is one of the most precious, the red beryl which relates to the most precious principles that you must understand the meaning of instructional technology as the integration of teacher and student use and knowledge of tools, resources and techniques to improve student learning. (Smaldino et al, 2015)



Tanzanite

Be sure the media you choose is an appropriate vehicle for the content to be taught. This is the rare blue Tanzanite. From Clark's statement that media are mere vehicles, be sure the media you choose is an appropriate vehicle for the content to be taught. (Clark, 2012)



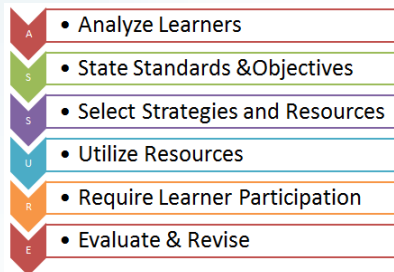
Jadeite

Know how to evaluate resources and technologies for their use. The next jewel is the Jadeite. It may look like common jade but is not. Just as teachers need to be able to evaluate the uses of technology tools, software and hardware for their unique qualities and how they can best be used for their unique qualities in the instructional process. (Smaldino et al, 2015)



Black Opal

Design and Plan your lessons intentionally: Use the ASSURE method. The third jewel is the rare black Opal from Australia. Just as it has many glittering colors that stand out, the ASSURE Model and its steps come together for a well planned lesson for students. (Smaldino et al, 2015)



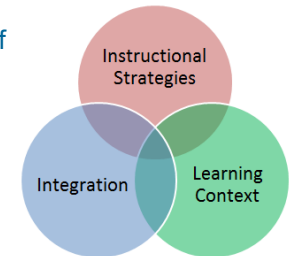
Alexandrite

Use the ISTE Nets-S and Nets-T to guide your lessons. The next jewel is the Alexandrite representing the principle that integrators of instructional technology must use the ISTE Nets - S and Nets - T to guide their lessons. Sound use of these standards will allow teachers and students to become well rounded 21st century digital citizens that are users and creators of technology. (ISTE, 2016)




Taaffeite

Understand the components of the 21st Century learning environment and how they interact. The next jewel is the Taaffeite that seems clear but has many subtle colors representing the principle that teachers must understand the components of the 21st learning environment and how they interact. (Smaldino et al, 2015)



Pink Star Diamond

Make time to train teachers in the effective use of technology for instruction. The seventh jewel is the pink star diamond and the importance to making time to train teachers in the effective use of technology use for instruction. As teachers learn to effectively use various technology tools, they change from charcoal to diamonds for their students. (Smaldino et al, 2015)



Benitoite

When developing instruction for distance education, be sure to engage the learner through the selection of activities. The Benitoite represents the principle that when teachers are developing instruction for distance education, be sure to engage the learner through the appropriate selection of activities. When working through a separation of distance from the instructor and the learner, the instructor needs to develop the activities that maximize the type of learning environment. (Smaldino et al, 2015)